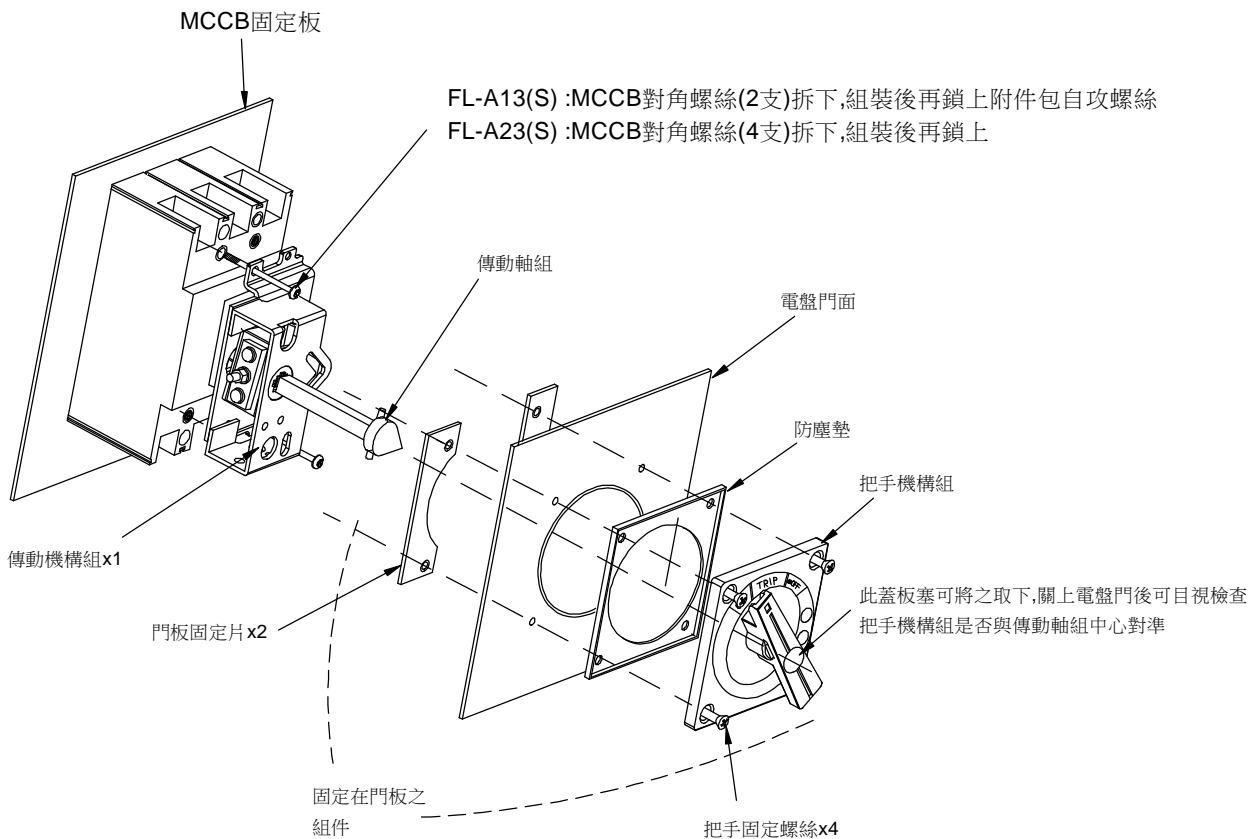


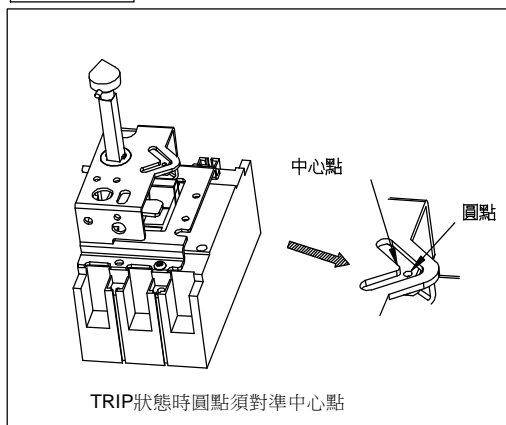
FL 外部操作把手使用說明書

1. MCCB加裝FL外部操作把手時,請先將MCCB之對角2枚螺絲拆下,然後將機構組2個固定孔對準MCCB之鎖蓋螺絲孔,以附件包中的2枚螺絲更替鎖緊即可。

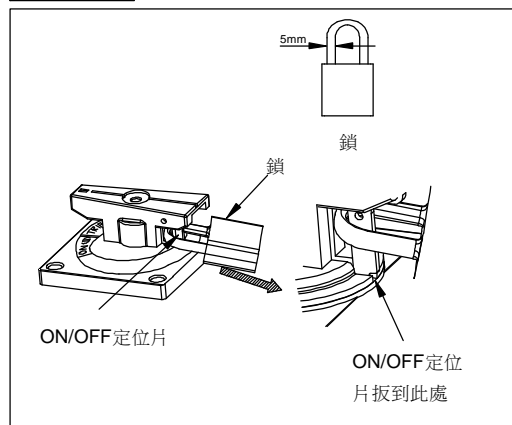
安裝程序:

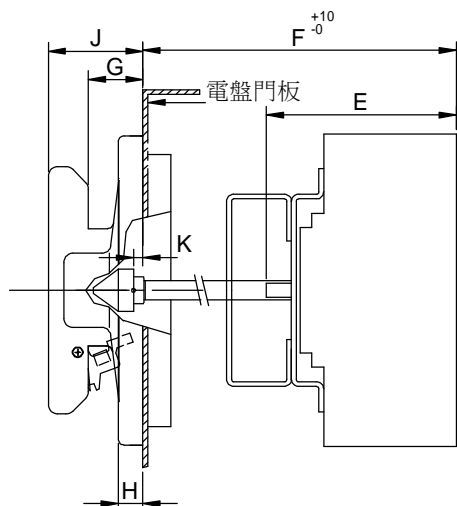
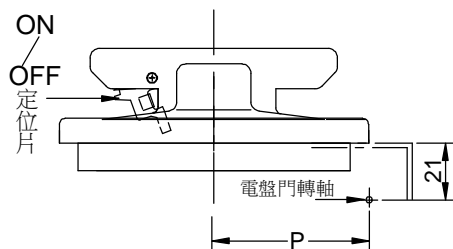


安裝注意:

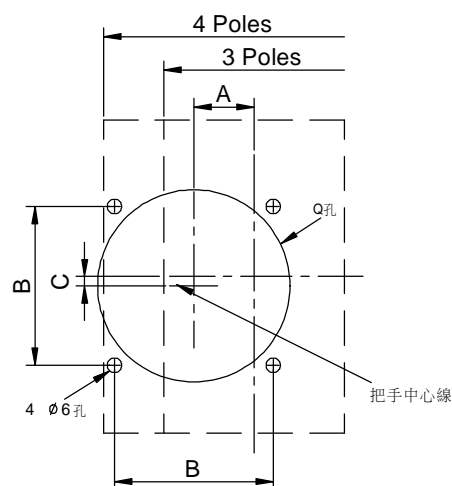
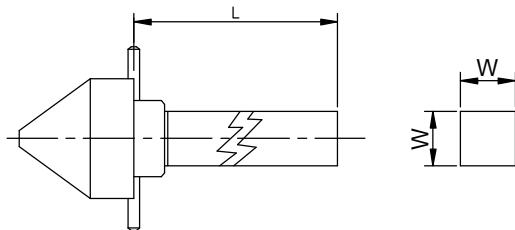


掛鎖方法:

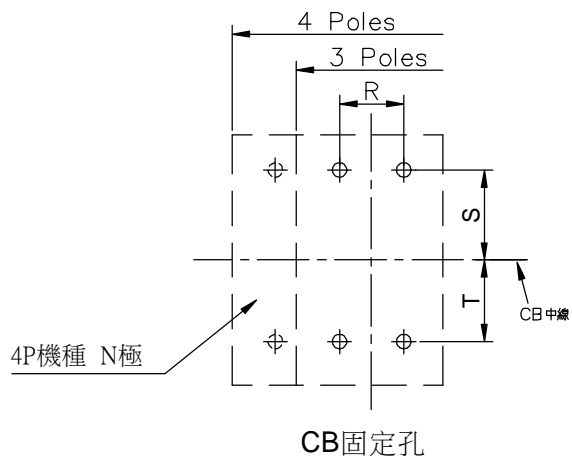




傳動軸長度 (參考尺寸+F")



把手固定孔(電盤門板)
註:(盤面孔位公差 ± 1.5 mm)



項	1D1	1D2	1D3	1D4	3D5	3D6	3D7	3D8
L	100	200	300	400	100	200	300	400
W	8				16			

把手型式	適用 CB 機種	A	B	C	E	F				G	H	J	K	P	ØQ	R	S	T
						1D1	1D2	1D3	1D4									
A13(s)	TO-125EC(3P),125SB(3P),125SJ	29	78	2	86	178	278	378	478	17.5	8	30.5	5	85	90	30	66	66
	TLB-125E																	
	TG-125HB(3P/4P),125HJ(3P/4P)	29	78	2	104	196	296	396	496	17.5	8	30.5	5	85	90	30	66	66
A23(s)	TO-250EB(2P/3P),250SB(2P/3P)	30.3	78	0	86	177	277	377	477	17.5	8	30.5	5	95	90	35	63	63
	TO-250SJ,TLB-250E																	
	TG-250HB(3P/4P),250HJ(3P/4P)	30.3	78	0	104	195	295	395	495	17.5	8	30.5	5	95	90	35	63	63
	TLB-250S(3P/4P)																	

東元電機股份有限公司

新竹縣新竹工業區中華路15號

TEL:(03)5981711

FBE 831007,REV. 4